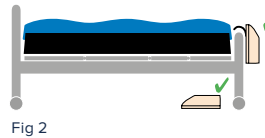
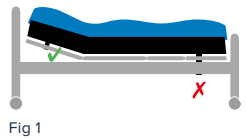


The SoloXtra mattress is a 2 cell alternating pressure therapy overlay. It is suitable for patients, up to and including category 3 pressure ulcers and with a weight limit up to 28 stone.

Set Up

- Place mattress on bedframe, ensuring umbilical cord is at foot end and 'feet' symbol is facing up.
- Attach mattress straps to moving parts of bed frame. Fig 1.
- Position control unit on end of bed (or a firm surface). Fig 2.
- Attach umbilical cord to control unit by depressing lever on top of the handle and align with the ports on control box. Fig 3.
- Attach mains lead. Fig 3.
- Switch on.

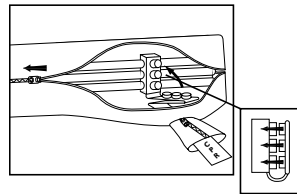


CPR Tag

Ensure CPR tag sealing connectors are pushed firmly onto the air pipes.

Transport Function

Remove the umbilical cord from the control unit and seal with the transport cap.







Leaflet Code: LL315



Need Assistance?

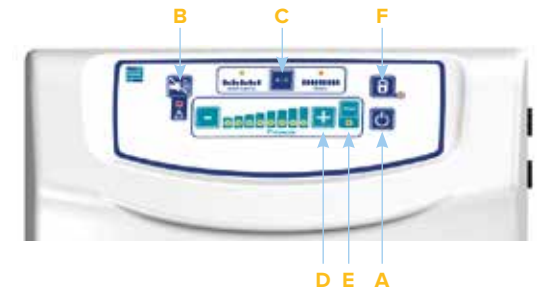
Call 01422 233 136 (8:30am - 5pm)

or 0800 037 0234 (out of office hours)

Operation






-  Power: Press for 2 secs to switch on/off.
-  Alarm Mute: Mutes the audible alarm for 20 mins. Refer to user guide for detailed instruction.
-  Alternating/Static: Switches between alternating and static. Reverts to alternating after 1 hour.
-  Pressure Adjustment: Press '+' to increase or decrease the pressure setting.

-  Max Inflation: Rapidly inflates mattress to maximum static pressure. Reverts after 20 mins.
-  Lock/Unlock: Locks/unlocks the selected function. Mute remains operational. 'Max' and 'A/S' buttons still revert if selected.



Troubleshooting

Red alarm light will flash and audible alarm sound.

-  Setup Failure
-  Pressure too Low
-  Pressure too High
-  Alternation Failure
-  Power Failure

Check CPR tag and umbilical cord are attached correctly
Check all air hoses/cells within mattress. Switch off/on.

Check CPR tag and umbilical cord are attached correctly
Check all air hoses/cells within mattress. Switch off/on.

Disconnect umbilical cord to reduce pressure.
Check for twists/kinks in air hoses. Switch off/on

Disconnect umbilical cord to reduce pressure.
Check for twists/kinks in air hoses. Switch off/on

Check mains cable is plugged in and switched on.
Check fuse plug and control unit